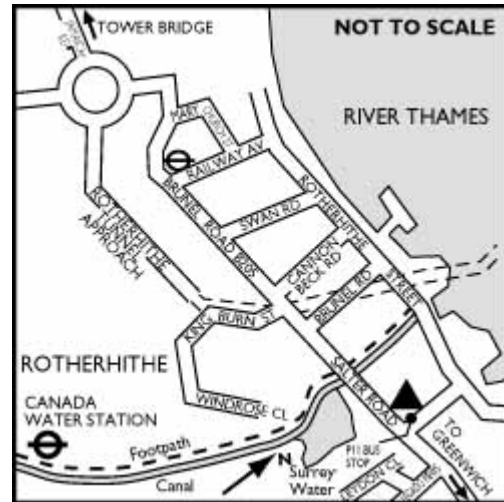
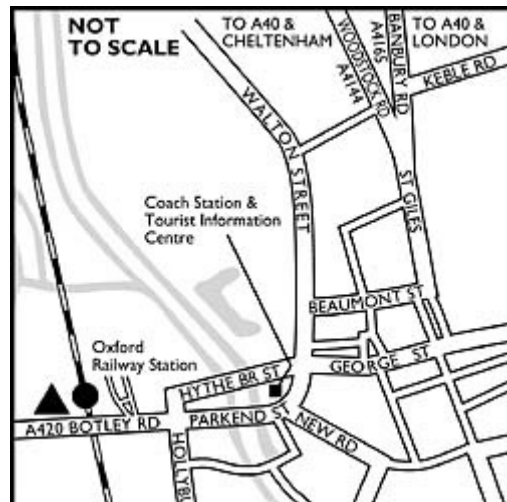


Jugendherberge London Docklands



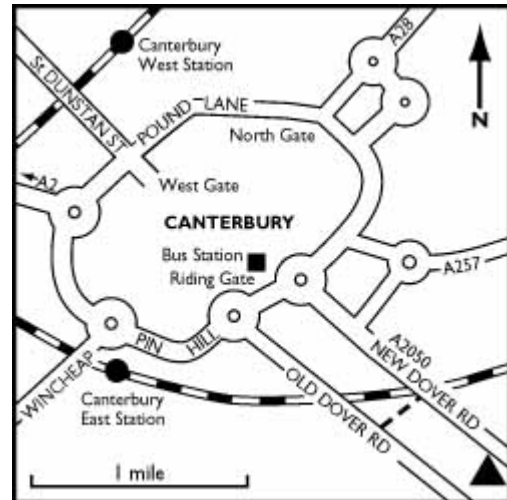
| | |
|--|--|
| Description | This modern, purpose-built hostel in the newly developed Docklands area of London, on the south bank of the River Thames, offers a comfortable base to explore London with private bathrooms and plenty of child-friendly facilities. With close public transport stops offering easy access to Greenwich Meridian Observatory and other South Bank attractions, it makes for a stress-free city break. With 320 beds, it's a busy hostel popular with groups; breakfast is included in the overnight fee. |
| Location | Docklands |
| Opening information | all year |
| Reception Open | 07.00 - 23.00 hrs |
| Hostel Closes | 24.00 hrs access |
| Beds | 320 |
| Rooms | 2, 3, 4 and 6 bedded plus three 10 bedded rooms, all en-suite. Apart from 2 double-beds, all beds are bunk-beds! |
| Meals available | Breakfast and picnic lunch. Evening meal from 17:00 hrs till 20:00 |
| Facilities | T.V. lounge, self-catering kitchen, laundry room, cycle store, luggage store, internet/email access, coin and card phones, reference library, book exchange, games and activities |
| Table Licence | Yes |
| TV Lounge | Yes |
| Washing Machine | Yes |
| Garden | Yes |
| Conference Facilities | Yes |
| Camping Facilities | Yes |
| Facilities for Wheelchair Users | Yes |
| Parking | Non restricted street parking for cars and mini-buses. Coach parking restricted on-street between 1800 hours to 0700 hours. |
| Travel Information | From Rotherhithe Underground (East London Line) 600m; turn left out of the only exit and walk for 600m. The hostel is on your left. (Or catch the 381 or 225 buses! From Canada Water Underground (Jubilee Line) 600m; exit beside Canada Water (Keep the water on your right) and follow the canal (to the left of Decathlon) to Salter Road then cross at the pedestrian crossing and turn right, the hostel is on your left after 50m (Or catch the 225, 381 or 395 buses.) Easy access to Greenwich Meridian, Observatory and other South Bank attractions |
| Nearest Youth Hostel | Holland Park |

Jugendherberge Oxford



| | |
|--|--|
| Description | This new, purpose-built Youth Hostel is located next to the railway station, close to the River Thames and only a few minutes' stroll from the historic city centre. It's the perfect base for exploring the multitude of attractions in the city or touring the Cotswolds, Ridgeway and the Chilterns. And staying here is all too easy - internet access is available. |
| Location | Brand new purpose built Youth Hostel located by the Thames, ideal location for exploring the city |
| Opening information | all year |
| Reception Open | 07.00 - 23.00 hrs |
| Hostel Closes | 24.00 hrs access |
| Beds | 184 |
| Rooms | Two 2 with wheelchair access, six 2, twelve 4 and twenty 6 bedded rooms |
| Meals available | Breakfast and picnic lunch. Evening meal from 17:00 hrs till 20:00 |
| Facilities | 24 hour access, café, common room, wheelchair access, gardens, internet access, games room, laundry facilities, luggage store, payphone, safety deposit at reception, smoking room, television room, table licence in café |
| Table Licence | Yes |
| TV Lounge | Yes |
| Washing Machine | Yes |
| Garden | Yes |
| Conference Facilities | Yes |
| Camping Facilities | No |
| Facilities for Wheelchair Users | Yes |
| Parking | close by |
| Travel Information | From the station turn right and go under the bridge. Hostel is on the right immediately behind the railway station. |
| Nearest Youth Hostel | Ridgeway 17m, Streatley 19m |

Jugendherberge Canterbury



Description

This splendid Victorian villa is near the centre of the early Christian city of Canterbury, with good access onto the Kent Downs. The hostel is popular with groups and individuals alike, who enjoy the friendly atmosphere. It's within easy reach of the North Downs Way and Pilgrims' Way, while the city itself has a cathedral, St Augustine's Abbey, various museums, guided tours and theatres.

Location

Close to the Cathedral, a good base for the Garden of England or the Pilgrim's Way

Opening information

Available to groups booked in advance all year

Reception Open

07.30 - 10.00 hrs and 15.00 - 23.00 hrs

Hostel Closes

23.00 hrs

Beds

68

Rooms

One 1, two 2, one 3, one 4, four 5, one 6 and three 10 bedded rooms

Meals available

Breakfast included in the overnight price. Full meals service available for pre-booked groups

Facilities

Internet access, lounge, TV, cycle shed, laundry, self-catering kitchen, showers and garden

Table Licence

No

TV Lounge

Yes

Washing Machine

Yes

Garden

Yes

Conference Facilities

No

Camping Facilities

Yes

Facilities for Wheelchair Users

No

Parking

Yes

Travel Information

Follow signs for Dover, hostel is on the A2050 1 1/4m from the city centre

Nearest Youth Hostel

Dover 14m, Margate 15m, Broadstairs 18m, Medway 30m, Kemsing 42m

Jugendherberge Brighton



Description

With so much to do, Brighton is an exciting city to visit. No one can resist the traditional seaside pursuits at the world-famous pier and pavilion. Then there's a cosmopolitan range of shops to explore before you even contemplate an energetic night on the town. Just as well then, that this 16th century manor house offers a retreat from the city in open parkland on the outskirts of Brighton. And, when you're rested, the staff will be only too happy to help plan your activities for tomorrow. A great base to explore Brighton's bright lights.

Location

On West side of main London Road (A23), opposite Black Lion Hotel 3m N of Brighton close to junction with A27

Opening information

all year

Reception Open

07.30 – 10.00 and 13.00 - 23.00 hrs

Hostel Closes

24.00 hrs

Beds

56

Rooms

one 4, three 6, one 10 and two 12 bedded rooms

Meals available

Breakfast and picnic lunch. Evening meal from 18:30 hrs till 19:30

Facilities

Self-catering kitchen, showers, cycle shed, laundry facilities

Table Licence

No

TV Lounge

Yes

Washing Machine

Yes

Garden

No

Conference Facilities

No

Camping Facilities

No

Facilities for Wheelchair Users

No

Parking

Yes

Travel Information

The hostel is on the outskirts of Brighton, 3 miles from the city centre

Nearest Youth Hostel

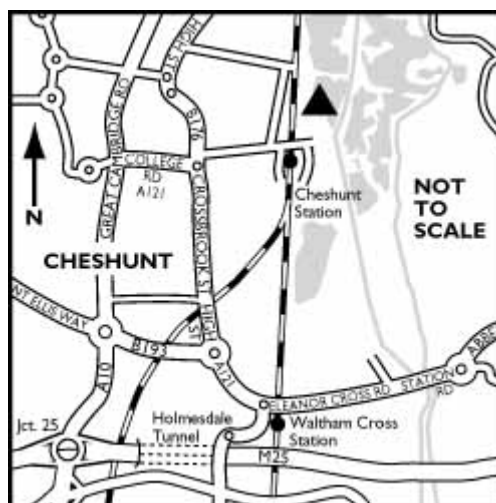
Alfriston

Jugendherberge Hastings



| | |
|--|--|
| Description | A great base for exploring this activity-packed area. Children in particular will love it here. With one-and-a-half acres of land and a wood, there's plenty of room for children to run around. Cots and highchairs are available, as is a special menu catering for the tastes of under-10s. A host of attractions will keep the kids entertained by day - Bodiam Castle, Camber Sands, Sealife Centre and Smugglers Adventure, set in a labyrinth of caves, are a few favourites. |
| Location | In 3 acre gardens - handy for Bodiam and Scotney Castles, and ancient Rye |
| Opening information | 1 Jul 05 – 31 Aug 05 Open every day 1 Sep 05 - 31 Oct 05 Open except Sun/Mon 10 Feb 06 – 30 Jun 06 Open except Sun/Mon |
| Reception Open | 08.00 - 10.00 hrs and 17.00 - 22.00 hrs |
| Hostel Closes | 23.00 hrs |
| Beds | 52 |
| Rooms | Six 4, three 6 and one ten bedded rooms |
| Meals available | Breakfast, picnic lunch and evening meal. Evening meal at 19.00 hrs |
| Facilities | Toilet, basic shelter and grounds |
| Other Facilities | Lounge, dining room, table tennis room, self-catering kitchen, showers, drying room, cycle store and grounds. Camping is usually available |
| Table Licence | No |
| TV Lounge | Yes |
| Washing Machine | Yes |
| Garden | Yes |
| Conference Facilities | No |
| Camping Facilities | Yes |
| Facilities for Wheelchair Users | No |
| Parking | Limited to 12 cars |
| Travel Information | From Hastings take A259 Folkestone/Rye for 4m, hostel is 200yds past the White Hart on Left. From Rye it is on R 300yds after road changes to double lane. |
| Nearest Youth Hostel | Eastbourne 25m, Blackboys 25m, Alfriston 33m |

Jugendherberge Lee Valley Bungalow-Dorf



| | |
|--|--|
| Description | The village complex consists of 5 residential lakeside lodges, each with 6 fully ensuite bedrooms sleeping between 2-8 people, plus TV lounge and mini kitchen. The sixth, main lodge has a history theme and houses a discovery zone, reception, licensed restaurant, library, games room, 4 classrooms/conference rooms, small shop, Sky TV lounge/special functions room, public phone, internet access, laundry and baggage store. |
| Location | This new and purpose built Hostel is ideally situated in the Lee Valley Country Park, adjacent to a multi-activity centre offering a wide variety of water-sports, caving and climbing. The Lee Valley Park also offers several nature reserves, bird watching, an information centre and a large network of woodland and lakeside tracks suitable for walking, running, cycling and horse riding. The hostel also offers mountain bike hire including safety hats & repair kits, for only £1.50 per hour - a great way to enjoy the many cycle paths. |
| Opening information | all year |
| Reception Open | 24.00 hrs |
| Hostel Closes | 24.00 hrs access |
| Beds | 114 |
| Rooms | Fifteen 2, two 3, three 4, seven 6 and three 8 bedded rooms |
| Meals available | Breakfast and lunch. Evening meal from 17:00 hrs till 20:00 |
| Facilities | All rooms en-suite, Laundry, Library, Internet access, Games room, Sky TV lounge, Licensed restaurant, Seasonal Tea Shop, Private grounds with picnic & BBQ areas, highchairs and children's play area. |
| Table Licence | Yes |
| TV Lounge | Yes |
| Washing Machine | Yes |
| Garden | Yes |
| Conference Facilities | Yes |
| Camping Facilities | No |
| Facilities for Wheelchair Users | Yes |
| Parking | Yes |
| Travel Information | 200 metres from train station, only 20 minutes journey time to London Liverpool Street. By Road, leave the M25 at J25. |
| Nearest Youth Hostel | Epping Forest 9 miles |